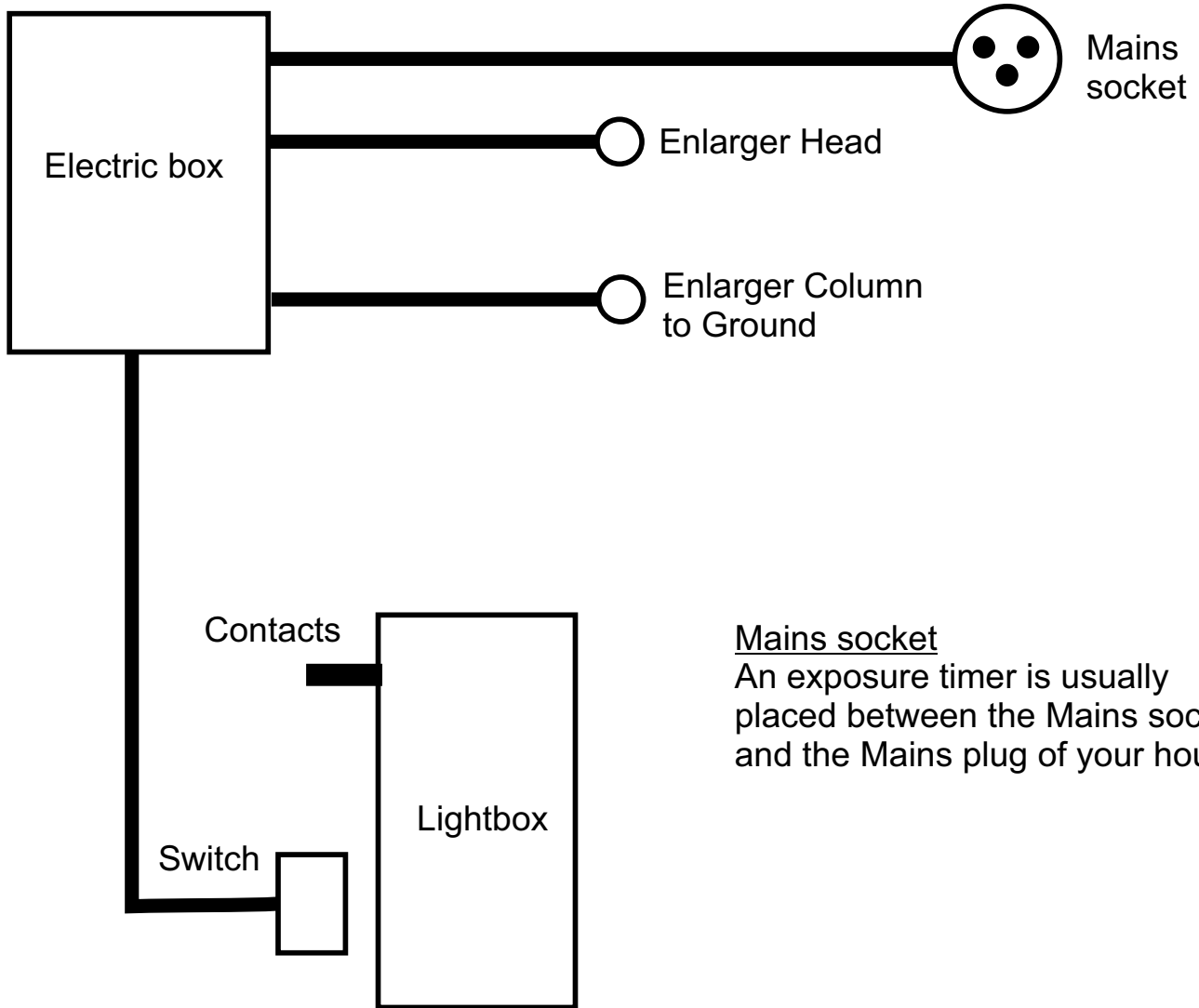


# Leitz Focomat IIc - Electricity



# Leitz Focomat IIc - Electricity

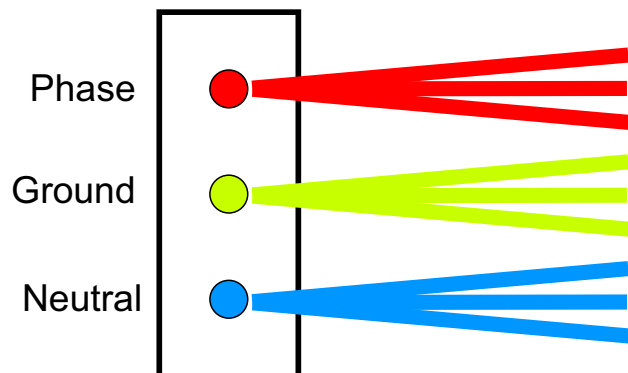


## Mains socket

An exposure timer is usually placed between the Mains socket and the Mains plug of your house

## Electric box


All Phase, Neutral, and Ground cables connected together in a star topology



# Leitz Focomat IIc - Electricity



- 1 Mains socket
- 2 Cable to enlarger head
- 3 Ground linked to enlarger column
- 4 Column screws
- 5 Electric box  
(Phase, Neutral and Ground linked together)
- 6 Cable to lightbox
- 7 Lightbox switch
- 8 Lightbox contacts
- 9 Lightbox



# Leitz Focomat IIc - Electricity



- 1 Mains socket
- 2 Cable to enlarger head
- 3 Ground linked to enlarger column
- 4 Column screws
- 5 Electric box  
(Phase, Neutral and Ground linked together)
- 6 Cable to lightbox
- 7 Lightbox switch
- 8 Lightbox contacts  
when pulling the lightbox, the contacts close  
the electrical circuit with the switch
- 9 Lightbox